Landshore® Enterprises, LLC
Streambank & Shoreline protection/stabilization/reclamation
Environmental Engineering, Erosion Control, Construction Management
d/b/a Erosion Restoration, LLC

PROJECT PLAN

OAKRIDGE COMMUNITY DEVELOPMENT DISTRICT
RESTORATION OF SHORES FOR SIX LAKES LOCATED AT
BANYAN OAKRIDGE AND HOLLYWOOD OAKS

Purpose

To describe the process of performing the work as necessary for the Restoration of Shores for Six Lakes located at Banyan Oakridge and Hollywood Oaks in the Oakridge Community Development District.

Subject

Project Plan for the Restoration of Shores for Six Lakes Located at Banyan Oakridge and Hollywood Oaks.

Description

Work to be performed consists of the stabilization and restoration of six lakes shorelines at Banyan Oakridge and Hollywood Oaks by installing Flexamat, Geo-textile tubes, and sodding.

Personnel

Landshore Enterprises, LLC (Landshore®) will perform the work in-house. Should there be a need to sub-contract part of the work, Landshore® will notify and seek approval by Oakridge Community Development District and District Engineer.

Roles and Responsibility

- District Engineer: Alvarez Engineering – Juan R. Alvarez, P.E., o: (305) 640-1345
- Contractor: Landshore Enterprises, LLC – André van den Berg, President, o: (954) 327-3300
- Project Manager: Landshore® – Michal "Mike" Jerabek, c: (954) 494-8318
- Project Engineers: Landshore® – Nicolas Valles-Negrette, c: (754) 551-1808; Miguel Reto, c: (954) 629-5290
- Project Coordinator: Landshore® - Richard Paolillo, o: (941) 303-5238
- Permitting Coordinator: Landshore® - Arelis van den Berg, o: (941) 303-5238
- Site Safety and Health Officer: Landshore® Enterprises – Mike Jerabek, c (954) 494-8318
- Erosion Control Material Suppliers: Ferguson Waterworks, o: (954) 973-8100; R.H. Moore & Associates, o: (813) 988-0200; Midwest Construction Products, o: (239) 432-2812
- Equipment Rental Vendor: United Rentals – Keenan Costello, o: (941) 926-7368
- Earth Material Suppliers: Talel Developments, o: (561) 717-8178; NickAle Corp., o: (239) 273-7295

Operations, Safety, Security and Public Protection

All Landshore® personnel entering the work site shall comply with the security requirements including uniform identification of all employees.

All operations will be conducted with a minimum OSHA standards requirement. Site safety will be monitored and documented by Landshore's Site Safety and Health Officer (SSHO) Mike Jerabek.

Landshore® will install construction safety fence around the site work and excavated areas until all permanent features are installed.

Communication Plan

All communication on site will be via phone and email as the primary means of communication. Safety and emergency contact information are listed below.

SAFETY AND EMERGENCY CONTACTS:

Contractor:	**Landshore Enterprises, LLC**	**(954) 327-3300**	**info@landshore.com**
Project Manager/Safety:	Michal "Mike" Jerabek	(954) 494-8318	mike@landshore.com
Design Engineer:	Miguel Reto	(954) 629-5290	miguel@landshore.com
Project Superintendent:	Bryan Paul	(954) 805-4794	info@landshore.com
Project Coordinator:	Richard Paolillo	(941) 303-5238	richard@landshore.com
President:	André van den Berg	(954) 444-6005	andre@landshore.com
Office Manager:	Arelis van den Berg	(954) 681-9946	arelis@landshore.com

List of Equipment

- Dump Truck, outfitted for dredging operations with imported fill materials
- Trailer-based container unit, outfitted for dredging operations with imported fill materials
- Bobcat S175 Skid-Steer Loader
- Takeuchi TBO16-Hydraulic Excavator
- 4'' Water pump
- Trucks and trailers
- Small equipment and tools necessary for the work

Pre-Mobilization

Preparation prior to mobilization

- ✓ Secure work approval from governmental agencies having jurisdiction (SFWMD, Broward County, City of Hollywood)
- ✓ Pre-Construction meeting between Owner, District Engineer, and Landshore®
- ✓ Notice to Residents
- ✓ Mobilize temp facilities to job site (i.e. containers, portable toilets)
- ✓ Initial site survey and utilities locating
- ✓ Mobilization consisting of site staging, access, and safety barrier installation

At the pre-construction meeting, Landshore® and Oakridge will discuss staging areas and access locations. The staging area will be for temporary storage of equipment and materials. The access points will be used to transport materials to the jobsite (along the lake embankment).

Exhibit A – Notice to Residents
Exhibit B – Project Schedule
Exhibit C – Temporary Traffic Control Plan

Project Plan

After pre-mobilization steps are completed, Landshore® will mobilize the crew and equipment to install environmental and safety controls (i.e. turbidity barriers, safety fences). Once temp facilities are in place, and all pre-work requirements are completed, the construction work schedule will commence.

First, our Project Engineer will place an elevation stake on each lake to be used to work from. Off-set stakes will be placed around the lake for placement of the erosion control product. Our field crew will have a laser level on site to measure elevations and to verify installations as the work progress. This will also be verified by the Project Manager.

Flexamat – We will begin by shaping and filling the embankment. We will dig a trench to place the Flexamat in for proper anchoring. After the anchoring and installation of the Flexamat, we will spread topsoil over the Flexamat. Coconut mat (C125) will be placed over to keep the topsoil intact. Sod will be placed over the installation area and across all disturbed areas.

Our earth material supplier will deliver the soil materials in a transfer, or solo truck. The material will be worked on the jobsite using a skid steer and hydraulic excavator.

Geo Tubes – The tubes will be placed along the edge of water on prepared terrace and filled with imported sand. Wooden stakes will be inserted into the ground every 16'' apart. Using ropes, the tubes will be tied to the wooden stakes while the tubes are being filled with sand slurry (imported material). After the supporting tube (first layer) has been filled to proper elevation, a base tube will be installed to meet at the control water level elevation and 6-inches higher to account for high water events, and a backfill (sacrificial) tube will be laid on top of the base tube, pinned out and filled, as necessary. After this process is completed, the sacrificial tube will be cut open and graded to match existing slope. Sod will be placed over the installation area and across all disturbed areas.

Landshore® will use a dump truck that has been designed/modified to pump fill material out of the bed of the truck. It will be parked on the road specifically on the section where we will be working. When the dump truck is parked on the road, safety cones will be placed around it to alert the traffic. A water pump will be used to pump water out of the lake into the bed of the truck. This procedure will create a slurry inside the bed of the truck. At the same time, sand will be pumped out of the bed of the truck into the tubes. The main benefit of this method is that any damages between the houses, if any, will be minimum, as access for this equipment consists of 6-inch hoses running from the street to the jobsite, eliminating the need to traffic equipment through residential areas.

At all times, Landshore® will utilize best management practices for water pollution as specific in project plans and permit requirements.

All permanent erosion control are anticipated to be installed and completed by the end of December 2021.

EXHIBIT A - Notice to Residents

Dear Resident:

We are pleased to announce the start of the **Restoration of Shores for Six Lakes Located at Banyan Oakridge and Hollywood Oaks.** Our firm, Landshore Enterprises, LLC has been engaged by the Oakridge Community Development District to execute the construction of this important and exciting project. The anticipated timeline for completion of this project is on or before December 2021.

With regards to your individual property, we will be in touch with individual property owners if the work in process impacts any individual owner's property fencing or other personal property. Of critical importance and as a friendly reminder, we kindly ask that all residents, guests, and visitors refrain from entering the work zone at all times of the day and night throughout the entire project timeline due to safety for everyone involved.

We are excited to partner with Oakridge CDD and the residents of Banyan Oakridge and Hollywood Oaks in completing this improvement project. Should you have any questions, your primary contact point will be:

Juan R. Alvarez, District Engineer
Alvarez Engineers
8935 NW 35 Lane, Suite 101
Doral, FL 33172
Office: (305) 640-1345
Juan.Alvarez@AlvarezEng.com

Landshore® Enterprises, LLC, with offices in Fort Lauderdale and headquartered in Venice, Florida, is a turnkey national design-build environmental company specializing in shoreline erosion control, repair, and restoration challenges. Landshore® uses non-structural, bioengineering and bio-technical methods to fulfill the demands of our clients.

Established over eighteen years ago, we have provided our services of excellence to golf courses, homeowner associations (managed properties), private residences, and governments in more than 10 states.

Sincerely
Landshore Enterprises, LLC

EXHIBIT B – Project Schedule

188 Triple Diamond Blvd, Suite A4, North Venice, Florida, 34275 • ☏ Tel: (941) 303-5238 • 🖷 Fax: (941) 218-6113
6555 North Powerline Road, Suite 302, Fort Lauderdale, Florida, 33309 • ☏ Tel: (954) 327-3300 • 🖷 Fax: (954) 533-1556
✉ Email: info@landshore.com

ID	Task Mode	Task Name	Duration	Start	Finish
1		**Oakridge CDD**			
2		***Restoration of Shores-Six Lakes Located at Banyan Oakridge and Hollywood C***			
3		Pre-Construction meeting	1 day	Mon 11/16/20	Mon 11/16/20
4		Utility markings	3 days	Tue 11/17/20	Thu 11/19/20
5		Engineering Layout	4 days	Fri 11/20/20	Wed 11/25/20
6		**Banyan Oakridge - Lake 1 (Flexamat 1140' & Tubes 1080')**			
7		Mobilization	1 day	Mon 11/30/20	Mon 11/30/20
8		Layout & Setup equipment & extend pipes	3 days	Tue 12/1/20	Thu 12/3/20
9		Shaping embankment & filling Section 1 (north)	12 days	Fri 12/4/20	Mon 12/21/20
10		Create slope, trench & installing Flexamat (North)	15 days	Tue 12/22/20	Mon 1/11/21
11		Install soil & C125 Coconut mat	4 days	Tue 1/12/21	Fri 1/15/21
12		Shaping embankment & filling Section 2 (south)	12 days	Mon 1/18/21	Tue 2/2/21
13		Creat slope, trench & installing Flexamat (South)	15 days	Wed 2/3/21	Tue 2/23/21
14		Install soil & C125 Coconut mat	4 days	Wed 2/24/21	Mon 3/1/21
15		Installing base tube	2 days	Fri 12/4/20	Mon 12/7/20
16		Filling base tube	9 days	Mon 12/14/20	Thu 12/24/20
17		Install Sacrificial tube and fill	9 days	Mon 12/28/20	Thu 1/7/21
18		Laying sod over all disturb areas around lake	5 days	Fri 1/8/21	Thu 1/14/21
19		Demobilization and mobilization to next lake	2 days	Fri 1/15/21	Mon 1/18/21
20		**Banyan Oakridge - Lake 2 (Tubes 1775')**			
21		Layout & Setup equipment & extend pipes	5 days	Tue 1/19/21	Mon 1/25/21
22		Install supporting tube & fill	7 days	Tue 1/26/21	Wed 2/3/21
23		Install Base Tube & Fill	25 days	Tue 1/26/21	Mon 3/1/21
24		Install Sacrificial tube & fill	18 days	Tue 3/2/21	Thu 3/25/21
25		Laying sod over all disturb areas around lake	5 days	Fri 3/26/21	Thu 4/1/21
26		Demobilization and mobilization to next lake	2 days	Fri 4/2/21	Mon 4/5/21
27		**Banyan Oakridge - Lake 3 (Tubes 1880')**			
28		Layout & Setup equipment & extend pipes	5 days	Tue 4/6/21	Mon 4/12/21
29		Install supporting tube & fill	5 days	Tue 4/13/21	Mon 4/19/21
30		Install base tube & Fill	25 days	Tue 4/13/21	Mon 5/17/21
31		Install Sacrificial tube & fill	18 days	Tue 5/18/21	Thu 6/10/21
32		Laying sod over all disturb areas around lake	5 days	Fri 6/11/21	Thu 6/17/21
33		Demobilization and mobilization to next lake	2 days	Fri 6/18/21	Mon 6/21/21
34		***Completion of Banyan Oakridge Lake***			
35		**Hollywood Oaks - Lake Q1 (Flexamat 1658')**			
36		Layout & Setup equipment & extend pipes	5 days	Tue 3/2/21	Mon 3/8/21
37		Shaping embankment & filling	27 days	Tue 3/9/21	Wed 4/14/21
38		Create slope, trench & installing Flexamat	41 days	Tue 3/9/21	Tue 5/4/21
39		Install soil & C125 Coconut mat	4 days	Wed 5/5/21	Mon 5/10/21
40		Laying sod over all disturb areas around lake	5 days	Tue 5/11/21	Mon 5/17/21
41		Demobilization and mobilization to next lake	3 days	Tue 5/18/21	Thu 5/20/21
42		**Hollywood Oaks - Lake Q2 (Flexamat 1600')**			
43		Layout & Setup equipment & extend pipes	5 days	Fri 5/21/21	Thu 5/27/21
44		Shaping embankment & filling	26 days	Fri 5/28/21	Fri 7/2/21
45		Create slope, trench & installing Flexamat	43 days	Mon 7/5/21	Wed 9/1/21
46		Install soil & C125 Coconut mat	3 days	Mon 7/5/21	Wed 7/7/21
47		Laying sod over all disturb areas around lake	5 days	Thu 9/2/21	Wed 9/8/21
48		Demobilization and mobilization to next lake	3 days	Thu 9/9/21	Mon 9/13/21
49		**Hollywood Oaks - Lake Q3 (Tubes 3544')**			
50		Layout & Setup equipment & extend pipes	7 days	Tue 6/22/21	Wed 6/30/21
51		Install supporting tube & fill	40 days	Thu 7/1/21	Wed 8/25/21
52		Install base tube & Fill	30 days	Thu 8/26/21	Wed 10/6/21
53		Install Sacrificial tube & fill	30 days	Thu 10/7/21	Wed 11/17/21
54		Laying sod over all disturb areas around lake	10 days	Thu 11/18/21	Wed 12/1/21
55		Demobilization	3 days	Thu 12/2/21	Mon 12/6/21

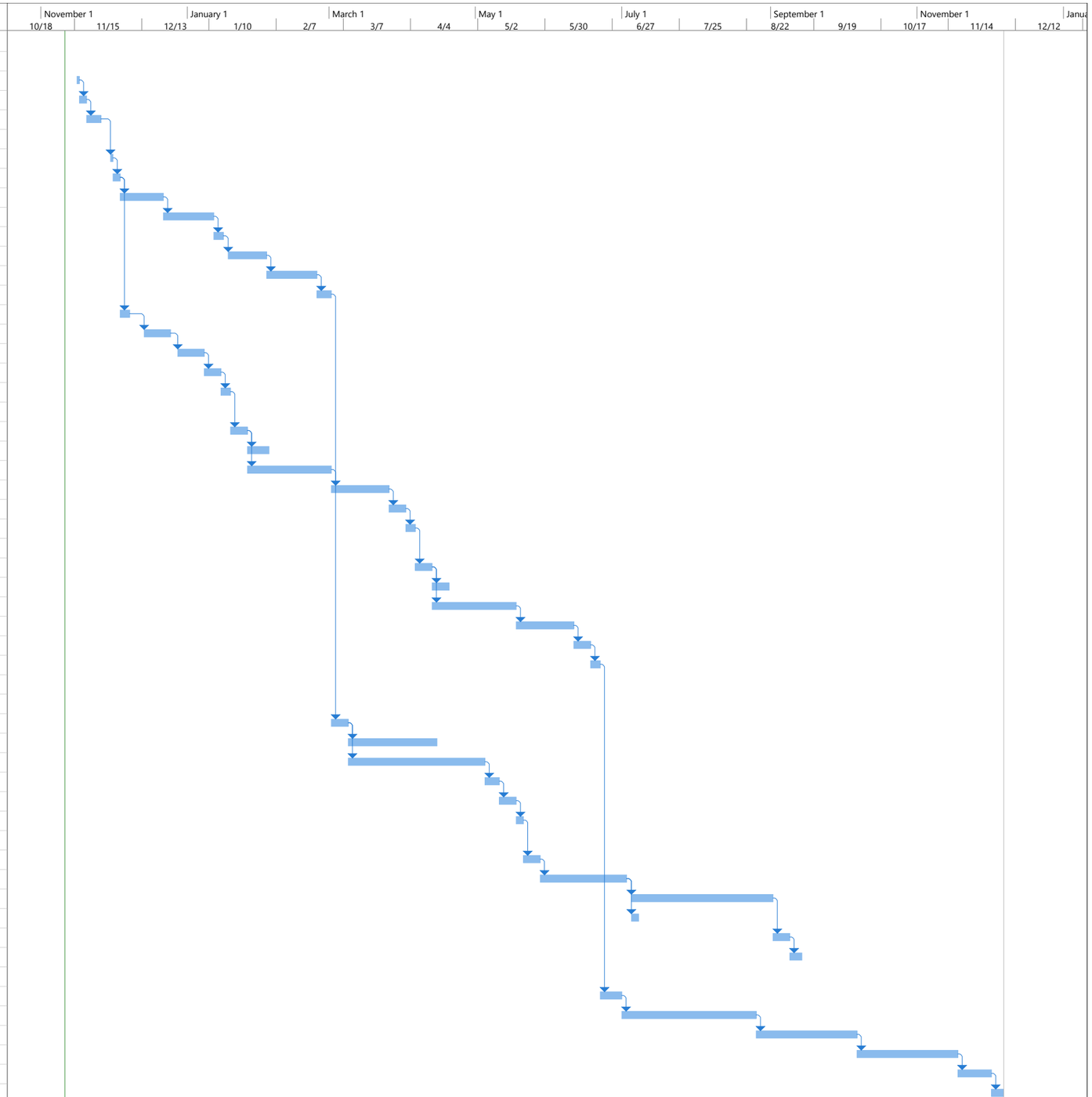

Project: Oakridge HOA
Date: Wed 11/11/20

Task
Split
Milestone
Summary
Project Summary
Inactive Task
Inactive Milestone
Inactive Summary
Manual Task
Duration-only
Manual Summary Rollup
Manual Summary
Start-only
Finish-only
External Tasks
External Milestone
Deadline
Progress
Manual Progress

EXHIBIT C – Temporary Traffic Control Plan

188 Triple Diamond Blvd, Suite A4, North Venice, Florida, 34275 • ☏ Tel: (941) 303-5238 • 🖷 Fax: (941) 218-6113
6555 North Powerline Road, Suite 302, Fort Lauderdale, Florida, 33309 • ☏ Tel: (954) 327-3300 • 🖷 Fax: (954) 533-1556
✉ Email: info@landshore.com

DATE	PROJECT No.	SCALE	DRAWN BY
02/22/2019	2018-155	1:80	KV

REVISIONS

DATE	BY	DESCRIPTION

Banyan Oakridge

OAKRIDGE

3401 SW 51ST Court Hollywood , FL 33312

Landshore Enterprises, LLC
Environmental Engineering, Erosion Control & Construction Management
d/b/a Erosion Restoration, LLC
"Your Shoreline Protection Specialists"

6555 N. Powerline Road, Suite 302,
Fort Lauderdale, Florida 33309
Tel: 954.327.3300, Fax: 954.533.1556,
188 Triple Diamond Blvd. Ste. #A4
North Venice, Fl 34275
Tel: 941.203.5238, Fax: 941.216.8113
E-mail: info@landshore.com

Pieter M. Lombard, P.E.
FLA LIC. No. 65596

TOPOGRAPHIC PLAN- MOT PLAN

SHEET	OF
1	6

- Work Area, Hazard Or Work Phase (Any pattern within a boundary)
- Sign With 18" x 18" (Min.) Orange Flag And Type B Light
- Channelizing Device
- Type III Barricade
- Work Zone Sign
- Flagger
- Traffic Signal
- Advance Warning Arrow Board
- Portable Signal
- C. C. Crash Cushion
- Stop Bar
- W Work Vehicle With Flashing Beacon
- X Shadow (S) Or Advance Warning (AW) Vehicle With Advance Warning Arrow Board And Warning Sign
- A Truck/Trailer Mounted Attenuator (TMA)
- Orange Flag For TCZ Signs
- Type B Light For TCZ Signs
- Law Enforcement Officer
- Portable Regulatory Sign
- Radar Speed Display Unit
- Portable Changeable (Variable) Message Sign
- Lane Identification + Direction Of Traffic
- CO Traffic Control Officer

SW 33rd Way

SW 33rd Terr

N

Equipment loading and unloading to occur on the shoulder within designated areas for a duration of no longer than 15 minutes and outside peak traffic hours (7AM-9AM & 4PM-6PM)

Staging area

DATE	PROJECT No.	SCALE	DRAWN BY
02/22/2019	2018-155	1:60	KV

REVISIONS

DATE	BY	DESCRIPTION

Banyan Oakridge

OAKRIDGE

3401 SW 51ST Court Hollywood , FL 33312

Landshore Enterprises, LLC
Environmental Engineering, Erosion Control & Construction Management
d/b/a Erosion Restoration, LLC
"Your Shoreline Protection Specialists"

6555 N. Powerline Road. Suite 302
Fort Lauderdale, Florida 33309
Tel: 954.327.3300, Fax: 954.533.1556,
188 Triple Diamond Blvd. Ste, #A4
North Venice, Fl 34275
Tel: 941.303.5238, Fax: 941.218.6113
E-mail: info@landshore.com

Pieter M. Lombard, P.E.
FLA LIC. No. 65596

MOT PLAN

SHEET	OF
2	6

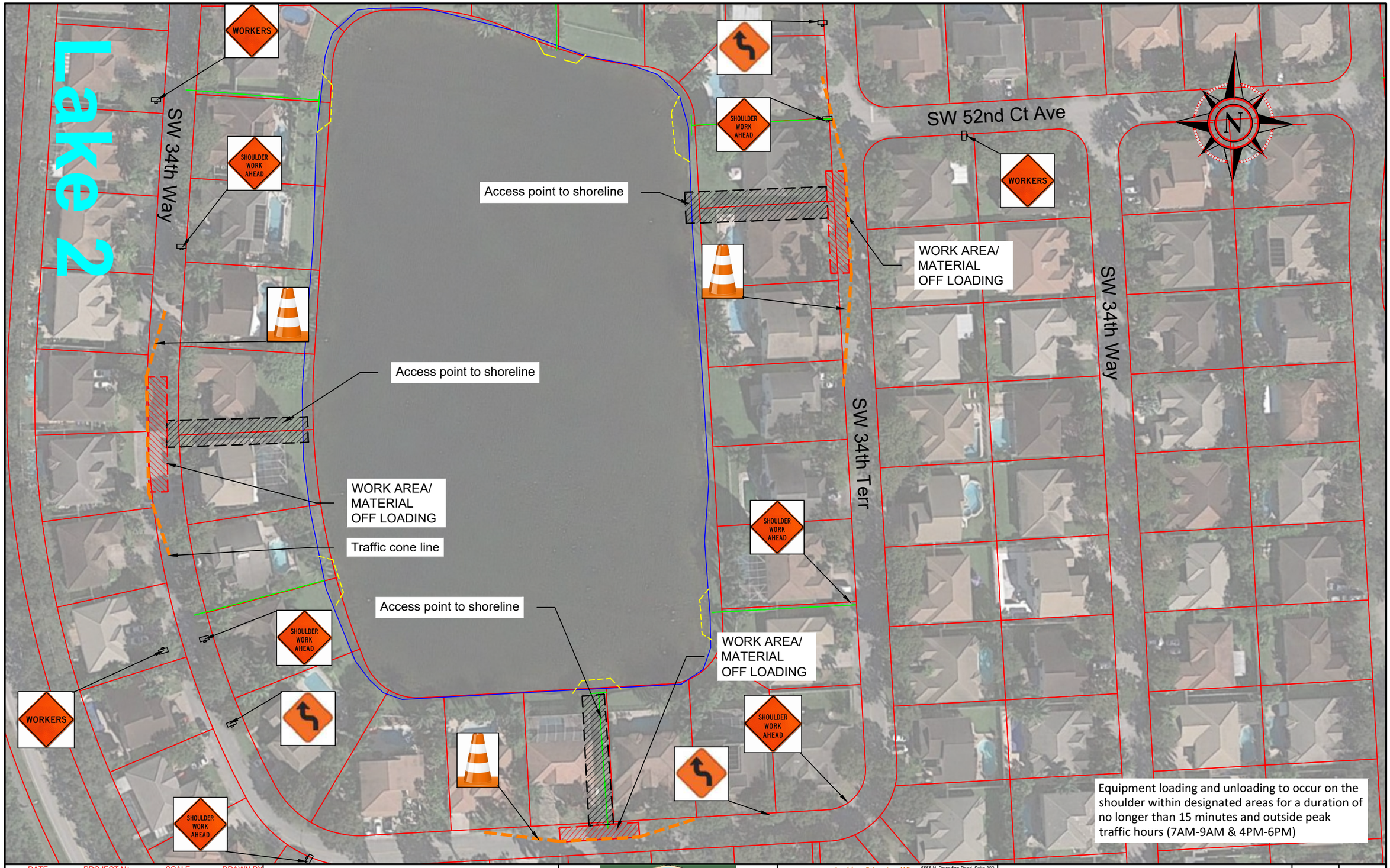

DATE	PROJECT No.	SCALE	DRAWN BY
02/22/2019	2018-155	1:60	KV

REVISIONS

DATE	BY	DESCRIPTION

Banyan Oakridge

OAKRIDGE

3401 SW 51ST Court Hollywood , FL 33312

Landshore Enterprises, LLC
Environmental Engineering, Erosion Control & Construction Management
d/b/a Erosion Restoration, LLC
"Your Shoreline Protection Specialists"

6555 N. Powerline Road, Suite 302,
Fort Lauderdale, Florida 33309
Tel: 954.327.3300, Fax: 954.533.1556
188 Triple Diamond Blvd, Ste, #A4
North Venice, Fl 34275
Tel: 941.303.5238, Fax: 941.218.6113
E-mail: info@landshore.com

Pieter M. Lombard, P.E.
FLA LIC. No. 65596

MOT PLAN

SHEET	OF
3	6

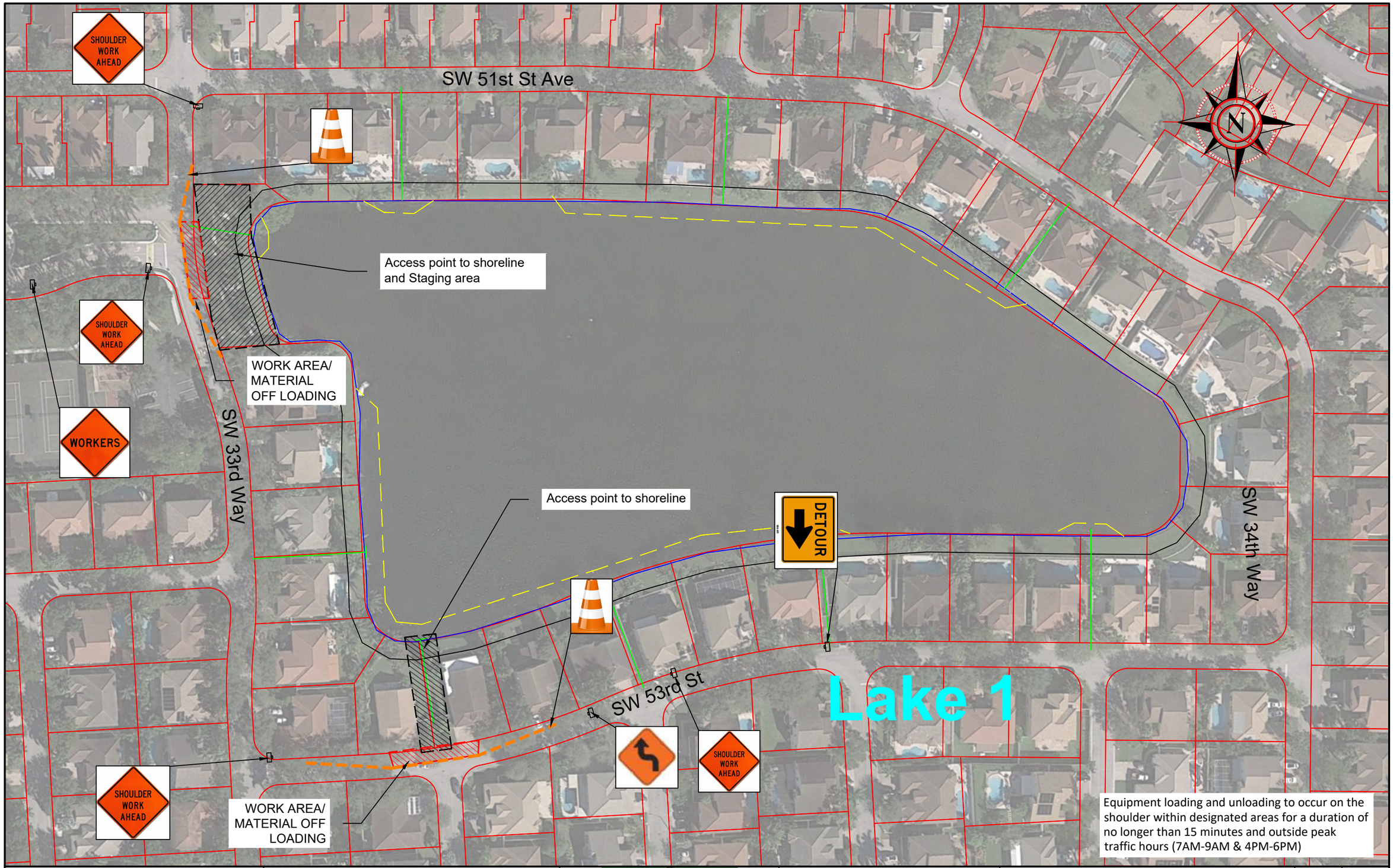

DATE	PROJECT No.	SCALE	DRAWN BY
02/22/2019	2018-155	1:60	KV

REVISIONS

DATE	BY	DESCRIPTION

Banyan Oakridge

OAKRIDGE
3401 SW 51ST Court Hollywood , FL 33312

Landshore Enterprises, LLC
Environmental Engineering, Erosion Control & Construction Management
d/b/a Erosion Restoration, LLC
"Your Shoreline Protection Specialists"
6555 N. Powerline Road, Suite 302
Fort Lauderdale, Florida 33309
Tel: 954.327.3300, Fax: 954.533.1556,
188 Triple Diamond Blvd, Ste, #A4
North Venice, Fl 34275
Tel: 941.303.5238, Fax: 941.218.6113
E-mail: info@landshore.com
Pieter M. Lombard, P.E.
FLA LIC. No. 65596

MOT PLAN

SHEET	OF
4	6

Equipment loading and unloading to occur on the shoulder within designated areas for a duration of no longer than 15 minutes and outside peak traffic hours (7AM-9AM & 4PM-6PM)

SW 33rd Way

SHOULDER WORK AHEAD

WORKERS

SHOULDER WORK AHEAD

WORK AREA/ MATERIAL OFF LOADING

Access point to shoreline

WORK AREA/ MATERIAL OFF LOADING

SW 50th St

SW 51st St

Access point to shoreline

SHOULDER WORK AHEAD

SW 49th St

SHOULDER WORK AHEAD

Access point to shoreline

SW 34th Terr

WORK AREA/ MATERIAL OFF LOADING

SHOULDER WORK AHEAD

SHOULDER WORK AHEAD

Lake 3

DATE	PROJECT No.	SCALE	DRAWN BY
02/22/2019	2018-155	1:60	KV

REVISIONS

DATE	BY	DESCRIPTION

Banyan Oakridge

OAKRIDGE

3401 SW 51ST Court Hollywood , FL 33312

Landshore Enterprises, LLC
Environmental Engineering, Erosion Control & Construction Management
d/b/a Erosion Restoration, LLC
"Your Shoreline Protection Specialists"

6555 N. Powerline Road, Suite 302,
Fort Lauderdale, Florida 33309
Tel: 954.327.3300, Fax: 954.533.1556.
188 Triple Diamond Blvd. Ste, #A4
North Venice, Fl 34275
Tel: 941.303.5238, Fax: 941.216.8113
E-mail: info@landshore.com

Pieter M. Lombard, P.E.
FLA LIC. No. 65596

MOT PLAN

SHEET	OF
5	6

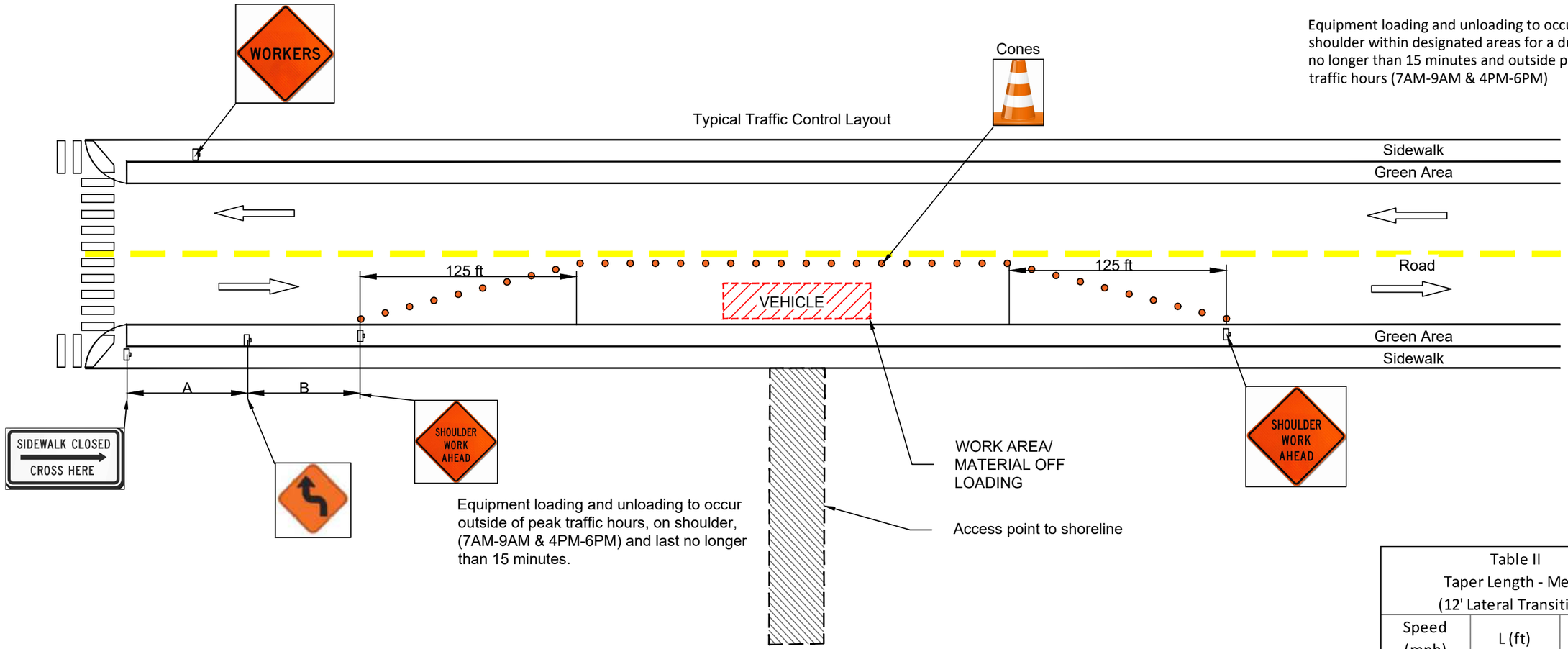

Equipment loading and unloading to occur on the shoulder within designated areas for a duration of no longer than 15 minutes and outside peak traffic hours (7AM-9AM & 4PM-6PM)

Equipment loading and unloading to occur outside of peak traffic hours, on shoulder, (7AM-9AM & 4PM-6PM) and last no longer than 15 minutes.

Table I Device Spacing				
Speed (mph)	Max. Distance Between Devices (ft)			
	Cones or Tubular Markers		Type I or Type II Barricades or Vertical Panels or Drums	
	Taper	Tangent	Taper	Tangent
25	25	50	25	50
30 to 45	25	50	30	50

DISTANCE BETWEEN SIGNS			
Speed	Spacing (ft.)		
	A	B	C
40 mph or less	200	200	200
45 mph	350	350	350

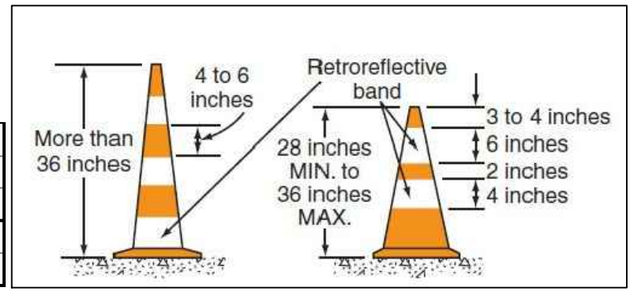

Table II Taper Length - Merge (12' Lateral Transition)		
Speed (mph)	L (ft)	Notes (Merge)
25	125	$L = \frac{WS^2}{60}$
30	180	
35	245	
40	320	
45	540	L=WS

For Lateral transitions other than 12'. Use formula for L shown in the notes column. Where:
L = Length of taper in feet
W = Width of lateral transition in feet
S = Posted speed limit (mph)

DATE	PROJECT No.	SCALE	DRAWN BY
02/22/2019	2018-155	1:60	KV

REVISIONS

DATE	BY	DESCRIPTION

Repair of Six Lakes Shorelines

OAKRIDGE
3401 SW 51ST Court Hollywood , FL 33312

Landshore Enterprises, LLC
Environmental Engineering, Erosion Control & Construction Management
d/b/a Erosion Restoration, LLC
"Your Shoreline Protection Specialists"

6555 N. Powerline Road, Suite 302, Fort Lauderdale, Florida 33309
Tel: 954.327.3300, Fax: 954.533.1556,
188 Triple Diamond Blvd. Ste, #A4 North Venice, Fl 34275
Tel: 941.303.5238, Fax: 941.218.6113
E-mail: info@landshore.com

Pieter M. Lombard, P.E.
FLA LIC. No. 65596

MOT PLAN

SHEET	OF
6	6

DATE	PROJECT No.	SCALE	DRAWN BY
02/22/2019	2018-155	1:80	KV

REVISIONS

DATE	BY	DESCRIPTION

HOLLYWOOD OAKS

OAKRIDGE

3401 SW 51ST Court Hollywood , FL 33312

Landshore Enterprises, LLC
Environmental Engineering, Erosion Control & Construction Management
d/b/a Erosion Restoration, LLC
"Your Shoreline Protection Specialists"

6555 N. Powerline Road, Suite 302
Fort Lauderdale, Florida 33309
Tel: 954.327.3300, Fax: 954.533.1556,
188 Triple Diamond Blvd, Ste. #A4
North Venice, Fl 34275
Tel: 941.303.5238, Fax: 941.218.6113
E-mail: info@landshore.com

Pieter M. Lombard, P.E.
FLA LIC. No. 65596

TOPOGRAPHIC PLAN- MOT PLAN

SHEET	OF
T1	4

Equipment loading and unloading to occur on the shoulder within designated areas for a duration of no longer than 15 minutes and outside peak traffic hours (7AM-9AM & 4PM-6PM)

Hollywood Oaks Dr

Oakview Terrace

Oakmont Ave

Oakridge Ave

Oakdale Terrace

Oakmont Ave

WORKERS

WORKERS

SHOULDER WORK AHEAD

SHOULDER WORK AHEAD

WORK AREA/ MATERIAL OFF LOADING

PROPOSED STAGING AREA

N

W

E

S

© Erosion Restoration, LLC.

DATE	PROJECT No.	SCALE	DRAWN BY
02/22/2019	2018-155	1:80	KV

REVISIONS

DATE	BY	DESCRIPTION

HOLLYWOOD OAKS

3401 SW 51ST Court Hollywood , FL 33312

Landshore Enterprises, LLC
Environmental Engineering, Erosion Control & Construction Management
d/b/a Erosion Restoration, LLC
"Your Shoreline Protection Specialists"

6555 N. Powerline Road, Suite 302,
Fort Lauderdale, Florida 33309
Tel: 954.327.3300, Fax: 954.533.1556,
188 Triple Diamond Blvd, Ste, #A4
North Venice, Fl 34275
Tel: 941.303.5238, Fax: 941.218.6113
E-mail: info@landshore.com

Pieter M. Lombard, P.E.
FLA LIC. No. 65596

MOT PLAN

SHEET	OF
T2	4

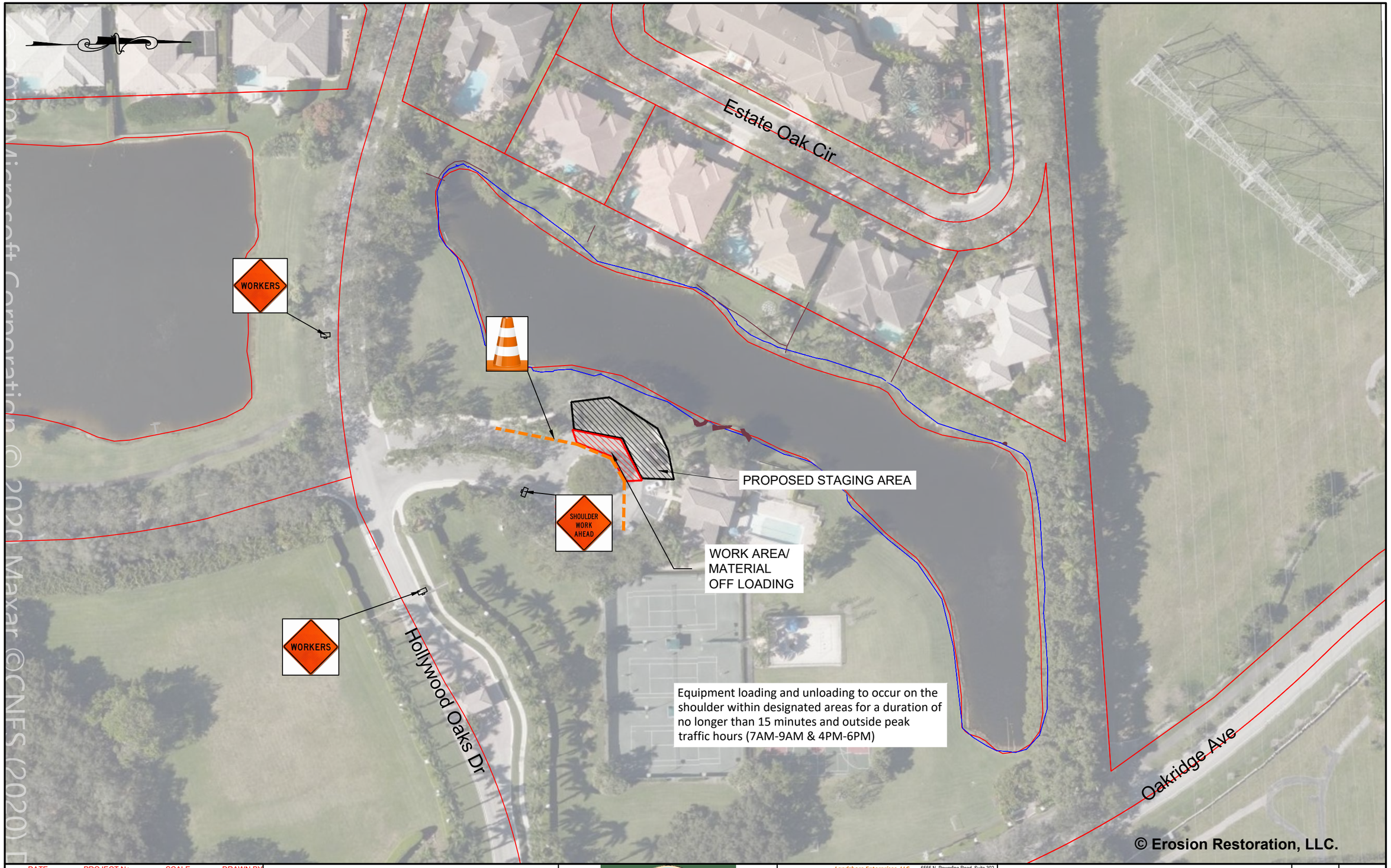

DATE	PROJECT No.	SCALE	DRAWN BY
02/22/2019	2018-155	1:60	KV

REVISIONS

DATE	BY	DESCRIPTION

HOLLYWOOD OAKS

OAKRIDGE

3401 SW 51ST Court Hollywood , FL 33312

Landshore Enterprises, LLC
Environmental Engineering, Erosion Control & Construction Management
d/b/a Erosion Restoration, LLC
"Your Shoreline Protection Specialists"

6555 N. Powerline Road. Suite 302,
Fort Lauderdale, Florida 33309
Tel: 954.327.3300, Fax: 954.533.1556,
188 Triple Diamond Blvd. Ste. #A4
North Venice, Fl 34275
Tel: 941.303.5238, Fax: 941.218.6113
E-mail: info@landshore.com

Pieter M. Lombard, P.E.
FLA LIC. No. 65596

MOT PLAN

SHEET	OF
T3	4

© 2020 Maxar ©CNES (2020) Distribution Airbus DS

PROPOSED STAGING AREA

WORK AREA/
MATERIAL
OFF LOADING

Equipment loading and unloading to occur on the shoulder within designated areas for a duration of no longer than 15 minutes and outside peak traffic hours (7AM-9AM & 4PM-6PM)

PROPOSED STAGING AREA

WORK AREA/
MATERIAL
OFF LOADING

EL:-39.54

Oakridge Ave

Hollywood Oaks Dr

Hollywood Oaks Dr

Royal Oak Way

Oak Garden Terr

Manor Oak Ave

Live Oak Terr

Oak Tree Ave

Water Oak St

SHOULDER WORK AHEAD

SHOULDER WORK AHEAD

SHOULDER WORK AHEAD

WORKERS

SIDEWALK CLOSED CROSS HERE

SIDEWALK CLOSED CROSS HERE

SIDEWALK CLOSED CROSS HERE

© 2020 Mi

© Erosion Restoration, LLC.

DATE	PROJECT No.	SCALE	DRAWN BY
02/22/2019	2018-155	1:80	KV

REVISIONS

DATE	BY	DESCRIPTION

HOLLYWOOD OAKS

OAKRIDGE

3401 SW 51ST Court Hollywood , FL 33312

Landshore Enterprises, LLC
Environmental Engineering
Erosion Control & Construction Management
d/b/a Erosion Restoration, LLC
"Your Shoreline Protection Specialists"

6555 N. Powerline Road, Suite 302,
Fort Lauderdale, Florida 33309
Tel: 954.327.3300, Fax: 954.533.1556,
188 Triple Diamond Blvd, Ste. #A4
North Venice, Fl 34275
Tel: 941.303.5238, Fax: 941.218.6113
E-mail: info@landshore.com

Pieter M. Lombard, P.E.
FLA LIC. No. 65596

MOT PLAN

SHEET	OF
T4	4